

9th May 2025

Dear Parents / Carers,

Despite being a slightly shorter week due to the Bank Holiday it has been another packed week in school.

Year 5 were pleased to welcome Mr. Bell, Pele Trust Chef, into school this week. He spent the morning with them teaching them safe holding and knife cutting skills as part of their Food Technology unit of work. I know that they are looking forward to designing and making their own fruit crumbles in the next few weeks.

Year 1 had an amazing time at Cullercoats this week. They visited the lifeboat station and learnt about the essential work the RNLI do and then enjoyed some fun team building activities on the beach.

On Thursday the children enjoyed a special performance of songs from World War 2, readings and family stories from the choir to celebrate VE Day. The children particularly enjoyed waving their flags! Some of the children were able to join residents from the village at the special VE Day coffee afternoon at the Knott Hall. They enjoyed sharing their learning and hearing the memories of the people there.

Thank you to everyone who came to visit our Art Exhibition this week. I know that the children have really enjoyed sharing their work with family and friends. Our sculpture installation based upon Anthony Gormley's 'Field for the British Isles' proved particularly popular and a real talking point. If you didn't manage to make it to look around the work will be displayed again in July as part of the Pele Trust Kaleidoscope project.

With the warmer weather firmly here our parent guide this week is all about road safety and can be found later in the flyer.

Please check out our updated 'Dates for the Diary' section this week.

We have a four way tie for the best attendance this week! Year 1, Year 3, Year 5 and Year 6 all have an amazing 100%.

Well done to Year 5 and Year 6 for the best attendance for this year: 97.7%.

Good luck to our Year 6 children who will be completing their Key Stage 2 SATs next week.

I hope that you enjoy reading this flyer and have a relaxing weekend.

Mr. A. Wheatley,
Headteacher



Attendance Matters



ATTEND today...
ACHIEVE tomorrow...
ATTENDANCE matters.

Northumberland
County Council

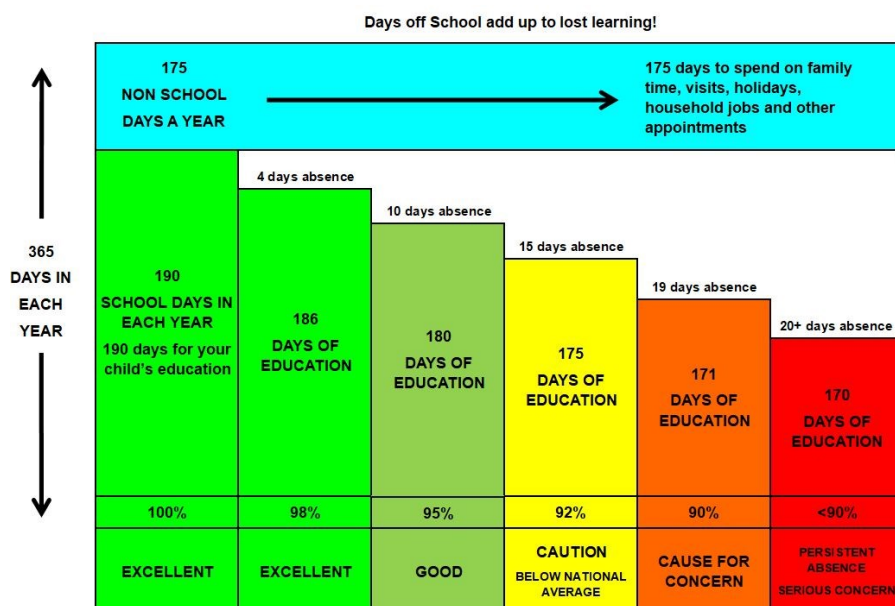


We continue to focus on attendance and punctuality so please remember that our School starts at 8.55am (9am for Nursery) and anyone arriving after this time will be marked as late.

Attendance for this week is summarised below:

Class	Attendance this week	Attendance this year	Class	Attendance this week	Attendance this year
Nursery (Hedgehogs)	94.4%	95.9%	Year 3 (Gibside)	100%	96.3%
Reception (Owls)	97.2%	95.9%	Year 4 (Lindisfarne)	92.7%	95.9%
Year 1 (Wallington)	100%	97.4%	Year 5 (Bamburgh)	100%	97.7%
Year 2 (Craggside)	94%	96.7%	Year 6 (Dunstanburgh)	100%	97.7%

Please see the graphic below which shows the significant impact of absence over time .



'Let all that you do be done with love'

1 Corinthians 16:14

It has been a short, but busy week in Nursery. The Hedgehogs have been making their own shapes, dressing up and crafting. They also really enjoyed looking around the art exhibition this week; we were all very impressed by how talented all of the children in our school are!



PIC•COLLAGE





Ourselves



Learning

A Busy week in Reception

This week we have made bees to go on our honeycomb from last week and these are proudly displayed in the classroom. We have been looking at symmetry and matching the bees symmetrically. In Maths we have been making shapes on the geo boards, there were lots of triangles, squares and rectangles. As well as learning about 'our wonderful world' we have also been talking about VE day and have enjoyed a whole school celebration singing songs from yesteryear. As part of the 'Kaleidoscope' project we have made clay sculptures of ourselves in the style of Antony Gormley. Everyone in school has made a sculpture and they represent many individuals working and serving together under a shared vision.




PIC•COLLAGE



Learning


Year 1 visits Cullercoats Lifeboat Station

In Year 1 we have been learning all about Grace Darling and how she saved lives at sea. This week we were learning how we save lives at sea today so on Wednesday we went on a trip to the RNLI lifeboat station at Cullercoats! We met two lovely volunteers, Rachel and Nigel. Rachel showed us the boat room and the special tractor they use to get the lifeboat from the station into the sea. Nigel showed us the crew room and he showed us the uniform he has to wear when he goes out into the sea. Everybody listened brilliantly. Then in the afternoon we spent time on the beach building sand sculptures as part of our art unit. Everybody worked well in teams to communicate with each other on how they should build their sculptures. Year 1 were excellent representatives of our school and everyone should be very proud of themselves.



Holidays in the Past with Year 2


Year 2 have been using non-fiction books to find out information about holidays in the past, especially holidays at the seaside. We used the contents page and the index to find out about holiday food, what people wore to the beach and how they got to the seaside. Great reading Year 2!



Learning

Seeds with Year 3

In Science we have been looking at the life cycle of a plant and seed dispersal. We discussed the different types of seed dispersal (wind, animal, water and explosive) and then we sorted a selection of plants into groups by their method of dispersal. If you are out and about over the weekend, see if you can spot any plants and think about how they complete their seed dispersal.




PIC•COLLAGE



Learning



In PE we have been developing our fielding skills in cricket. We have developed our resilience as well as our skills of being ready to receive a ball. Well done Year 4.



Food Technology with Year 5

This week, Year 5 pupils took part in a practical workshop as part of their focus task: '*Preparing a Range of Fruit*'. The session was led by Mr Bell, Head of Catering for the Pele Trust, who delivered an engaging and informative experience centred around developing safe and effective knife skills.


Throughout the workshop, pupils had the opportunity to practise preparing a variety of fruits while learning about the importance of seasonality and the cultural contexts of different foods.

Pupils thoroughly enjoyed the session and demonstrated great enthusiasm in applying their new skills. We would like to thank Mr Bell for his time and expertise in delivering such a valuable learning experience






A Busy Week in Year 6

Cricket in the sun, and making sculptures in the style of Antony Gormley, provided a welcome break from SATs revision in Year 6 this week. I hope all children in Year 6 have a restful weekend, enjoy the sunshine and feel refreshed and raring to go on Monday morning.



Our Amazing Art Exhibition!

Thank you to everyone who came to visit our art exhibition. The children have really enjoyed working on their art work. It will now be transported to Ponteland Primary where it will become part of the Pele Trust Kaleidoscope Project. You can view the whole project in July 2025. Many thanks to Mrs. Henney for organising the exhibition.



VE Day Celebrations

The choir shared a special performance with the rest of the school this week to celebrate VE Day. As well as classic songs from the 1940's, there were sketches and some really moving memories about the role of family members during the war. This included Jewish family members who had to flee Europe as well as one who had been an Allied spy!

We remembered the people who fought as well as those on the Home Front and thought about our Armed Forces who protect us today.

We ended the celebration with a rousing version of the National Anthem along with lots of flag waving



Others



An Amazing Helicopter!

Thanks to the boys in Year 5 who have written the article below about the helicopter they made. They used their learning about gears and pulleys to make the rotors and tail spin,


Well done!



***William, Alex & Joseph
Have made a working helicopter.
We have used our skills from DT to create a
gearing system with pulleys so that the propellers
can spin. We worked together and we each
designed a part of the Helicopter.***

***“I personally think we
should add wheels on
the side” - William***

***“I feel so happy we got
this to work” - Alex C
and Alex M***



At The National College, our WakeUpWednesday guides empower and equip parents, carers and educators with the confidence and practical skills to be able to have informed and age-appropriate conversations with children about online safety, mental health and wellbeing, and climate change. Formerly delivered by National Online Safety, these guides now address wider topics and themes. For further guides, hints and tips, please visit nationalcollege.com.

10 Top Tips for Parents and Educators SAFETY ON THE ROAD

Traffic-related incidents are a significant risk for young pedestrians and cyclists, so understanding road safety is crucial for children's wellbeing. While all road users share responsibility for keeping one another safe, this guide offers strategies for empowering young people to navigate the roads confidently and responsibly.

1 TAKE PRACTICE JOURNEYS

Making 'practice' journeys with children is a great way to help them stay safe, thereby modelling responsible behaviours and having road safety conversations as they prepare to travel independently. Add hazard perception activities like spotting electric vehicles – which may have a green number plate – and point out how quiet they are. Children learn by watching others; remind them that their peers might not always be the best role models.

2 BE BRIGHT, BE SEEN

Visibility is lower during darker winter days, and drivers need to take extra care to look out for pedestrians. Wearing bright and reflective clothing can help make children more visible to drivers near roads. In poor daylight conditions, encourage children to wear light, bright or fluorescent clothing. When it's dark, wear reflective clothing or materials such as a reflective armband or jacket.

3 EYES UP

Encourage children to look up and keep their eyes on the road. Teach them to constantly watch for traffic and practise double-checking the road before crossing – looking right, left and then right again.

4 LIMIT DISTRACTIONS

Where possible, devices like phones should be kept away from children while out and about near roads. If they're carrying devices, these should be put away until they've reached their destination. Children must also avoid playing with toys or being distracted by friends. If a friend wants to show them something funny on their phone, there'll be time for that once they've safely arrived.

5 SLOW DOWN

Discuss the importance of waiting instead of crossing immediately. It can be tricky to judge the speed of traffic and spot obstacles that could cause a trip or a fall. For safety, children must stop and think before they get to the kerb and should always walk – not run – when crossing the road. They should avoid crossing until they're certain they have plenty of time. Even if traffic seems a long way off, it could still be approaching very quickly.

6 STOP BEFORE THE KERB

Teach children to stop before reaching the kerb – not right at the edge of it. Halting before they get to the kerb allows them to see if anything's coming, whereas getting too close to traffic is dangerous. If there's no pavement, children should stand back from the road's edge but ensure they can still see approaching traffic.

7 CROSS SAFELY

Children should always find a safe spot to cross the road, prioritising zebra crossings or pelican crossings, footbridges and subways. Find a place where they can see traffic coming from both directions. Avoid crossing near junctions, bends in the road, or obstacles that block their view. Instead moving to somewhere they can see and be seen. Remind them to use their eyes and ears together when checking the road, as sometimes they can hear traffic before they can see it. Looking and listening while crossing helps them quickly spot traffic, including cyclists and motorcyclists driving between other vehicles.

8 PARKED VEHICLES

Crossing between parked vehicles is very dangerous. Teach children to use extra caution if crossing in this way, and, ideally, avoid it altogether. They should use the outside edge of a vehicle as if it were the kerb, waiting and checking for traffic before moving. They should ensure vehicles aren't about to move, by looking for drivers in the vehicles and listening for engines running – but remember that electric vehicles may move off silently. They should always make sure there is a gap between any parked vehicles on the other side, so they can reach the pavement.

9 REVERSING VEHICLES

Children must never cross behind a reversing vehicle – it's extremely dangerous. Remind them to look for white reversing lights and listen out for warning sounds. Can they hear the engine sound or a radio playing inside the vehicle?

10 WAIT FOR THE BUS TO LEAVE

When getting off a bus, children must wait for it to leave before crossing so they can have a clear view of the road in both directions. This also allows them to see and be seen by other road users. Crossing near large vehicles is particularly dangerous and should be avoided.

Meet Our Expert

THINK! is a year-round national campaign that aims to encourage safe road behaviours – whether we're driving, cycling, horse riding or walking – with the aim of reducing the number of people killed and injured on the UK's roads each year. Find out more at: <https://www.think.gov.uk/education-resources/>



The National College

 @wake_up_weds

 /wuw.thenationalcollege

 @wake.up.wednesday

 @wake.up.weds

Users of this guide do so at their own discretion. No liability is entered into. Current as of the date of release: 30.04.2025

Dates for your Diary - Summer Term



w/c Monday 12th May 2025	Key Stage 2 SATS Week
Monday 12th May 2025	Forest School day for Key Stage 1 with Mr. Kirk Lester
Wednesday 14th May 2025	Beekeeper visit to Reception
Thursday 15th May 2025	Green Careers Workshops for Year 3 and Year 4
Friday 16th May 2025	Year 6 meal at The Swan
Friday 16th May 2025	Nissan visiting school to speak with Year 6
Monday 19th May 2025	Golf Engagement Day
Wednesday 21st May 2025	Cricket Engagement Day (Further details to follow)
w/c Monday 26th May 2025	HALF TERM HOLIDAYS
w/c Monday 2nd June 2025	Made in the North East Week
Monday 2nd June 2025	Year 5 visit to Woodhorn Museum
Tuesday 3rd June 2025	Year 3 visit to Castle Keep in Newcastle

Dates for your Diary - Summer Term



Wednesday 4th June 2025	Year 6 visit to the Maritime Museum
Wednesday 4th June 2025	Year 1 visit to the Quayside
Wednesday 4th June 2025	Reception visit to the Farm
Thursday 5th June 2025	Year 2 visit to the Discovery Museum
Thursday 5th June 2025	Year 4 visit to the Victoria Tunnel
Friday 6th June 2025	Nursery visit to Whitehouse Farm
w/c Monday 9th June 2025	Year 1 Phonic Screen Check Week
Monday 9th June 2025	Class Photographs
w/c Monday 16th June 2025	Year 6 Bee Week Transition Project
Tuesday 17th June 2025	Year 6 Leavers Service at St. Nicholas Cathedral in Newcastle.
Thursday 19th June 2025	Kaleidoscope Performance at the Tyne Theatre
Friday 20th June 2025	Armed Forces Celebration and Summer Fair
Monday 23rd June 2025 - Friday 27th June 2025	Year 6 France Trip