

26th April 2024

Dear Parents / Carers,

It has been great to see that the weather has not stopped the children this week. As you can see from the Flyer the children have had a great time having their learning outside in the school grounds.

Key Stage 1 also had a great time this week organising their Bake Sale. They cooked a variety of delicious cakes and then sold them to the rest of the school. They had a chance to practice both their speaking skills and their maths skills with handling money and giving change. I am pleased to let you know that they raised enough money to purchase their water butt for the Mud Kitchen and to complete their OPAL Play bingo card. Well done Key Stage 1!

Some of our children had a great time this week at the Dance Festival. They thoroughly enjoyed performing, watching the other schools dance and taking part in a special breakdance workshop! Well done!

The children in Year 1 are having a special day supporting their learning in Geography where they have been studying Japan. On Wednesday 15th May 2024 Mr. Bell, Pele Trust Chef, has put on a special Japan themed menu for the whole school. Further details later in the flyer. There may be an opportunity to try eating it with chopsticks!

There have been a number of reported incidences of headlice in school. Please could I ask that you check your child's hair regularly. There is information later in the flyer about how to treat headlice without the need for harsh chemical treatments.

I would like to remind you that the school photographer is in next week on Monday 29th April 2024.

Prudhoe Family Hub have shared a number of leaflets with us about the activities and courses they offer. I have put one into the Flyer and the others can be found in the News section of the [School website](#).

Well done to Year 2 with the best attendance this week with an amazing 100%!

Well done to Year 2 for the best attendance for the year to date: 96.7%.

I hope that you enjoy reading this flyer and have a relaxing weekend.

Mr. A. Wheatley,

Attendance Matters



**ATTEND** today...  
**ACHIEVE** tomorrow...  
**ATTENDANCE** matters.

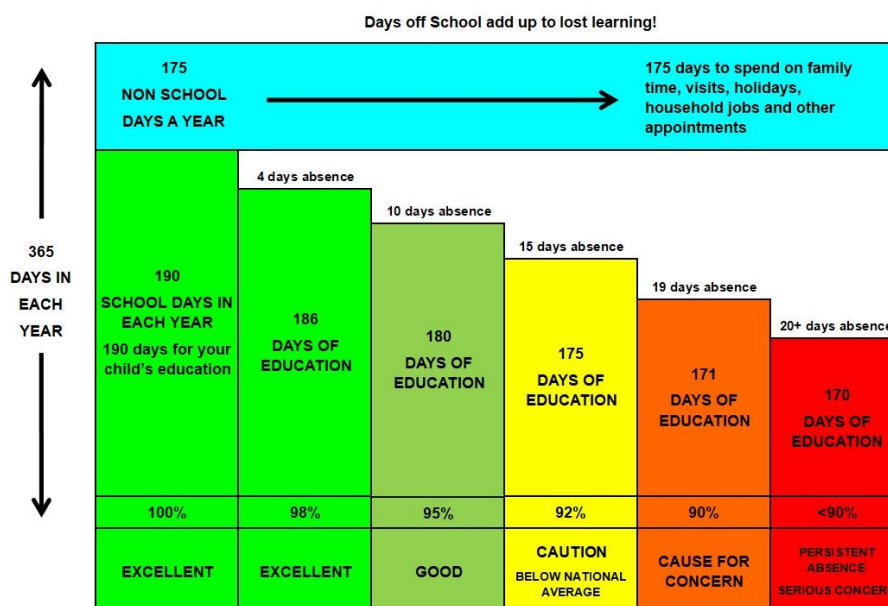


We continue to focus on attendance and punctuality so please remember that our School starts at 8.55am (9am for Nursery) and anyone arriving after this time will be marked as late.


Attendance for this week is summarised below:

Class	Attendance this week	Attendance this year	Class	Attendance this week	Attendance this year
Reception (Owls)	95.3%	95.5%	Year 3 (Gibside)	94.0%	95.2%
Year 1 (Wallington)	94.6%	95.4%	Year 4 (Lindisfarne)	97.6%	96.5%
Year 2 (Cragside)	100%	96.7%	Year 5 (Bamburgh)	97.9%	95.3%
			Year 6 (Dunstanburgh)	96.1%	95.7%

Please see the graphic below which shows the significant impact of absence over time.



'Whatever you do work at it with all your heart'



The Hedgehogs have loved learning more about minibeasts this week. We have been focusing on where we would find different minibeasts. We have been developing our creative skills by making ladybirds this week, based on our story 'The Bad Tempered Ladybird'. We have also enjoyed exploring outside and developing our balance and coordination by making obstacle courses and climbing trees. What a great week!



PIC • COLLAGE

What a bee-riliant week we have had in Reception this week! We have begun to learn about bees and just how amazing they are. We have sorted them by similarities and differences, learned how to draw them and made our own craft representations of bees. We are beginning to learn lots of new words and facts too. We are becoming so independent; all of the work you see is entirely our own!



We also had fun celebrating St George's Day this week too!



PIC•COLLAGE

## Going on a Plant Hunt with Year 1!

Year 1 have been learning about plants in Science, we made the most of the nice weather and went on a plant hunt. We looked for some in our school grounds and made a tally chart. We found daisies, dandelions, tulips and lavender.



## At the Beach with Year 2

This week we have been inspired in our writing by our class text, At the Beach. We wrote postcards as the character Penny about our holiday. We are really trying to make our writing more exciting by including noun phrases and interesting vocabulary. Well done year 2!




## Creating Tile Designs in Year 3

Year 3 have been looking at relief and bas relief designs in Art. We've used this knowledge to create tile designs.



PIC•COLLAGE



PIC•COLLAGE



This week in  
art year 4  
used the work  
of Andy  
Goldsworthy  
for our  
inspiration to  
create nature  
sculptures

PIC • COLLAGE



## Exploring Fruit Crumbles in Year 5

This week, Year 5 have started their new Design Technology unit - Food - Seasonality and Culture. We have had so much fun eating and disassembling crumbles that are found in the supermarkets. Children in Year 5 discussed nutritional value of each of the products and discussed the ingredients, that are used in a basic crumble recipe. After that, we created PowerPoint slides that showed our detailed research outlining the seasonality of U.K fruits.






## Seasonality and Culture



## Angles in Year 6

Year 6 have been working hard to measure angles in their maths lessons. We recapped the meaning of key vocabulary such as acute, obtuse and reflex, before understanding how to use a protractor accurately. As the week progressed, we looked at how to calculate missing angles in triangles and quadrilaterals, using our algebra skills along the way. We will finish this unit of work at the beginning of next week, leaving a good chunk of time for revision sessions! Well done Year 6 for all of your hard work this week!



PIC•COLLAGE

## Key Stage 1 Bake Sale

Key Stage 1 had a very busy week organising a bake sale and making all of the items, we raised enough money to buy two water butts for our mud kitchen! The bake sale was a huge hit, we sold cakes and cookies to everyone in school. We also had fun selling them in the shop and giving change. Well done Key Stage 1!



Whatever you do work at it with all your heart

Colossians 3:23

## Stay and Play

Stay and play - we loved having you all at our Stay and Play session this week. Lots of fun had with some new toys. Please let family and friends know we are on and encourage them to come along to join in the fun! We are on every Wednesday in term time from 9-10.30am



PIC•COLLAGE

## Heddon St Andrews Japanese Theme Day

### Main Course

*Chicken Yakisoba Noodles*

*Chicken Katsu Curry*

*FireCracker Rice*

### Sides

*Rice*

*Sweetcorn*

*Carrots*

*Mini Spring Rolls*

### Dessert

*Fresh Fruit Skewers*

Have a go at using Chopsticks !!!

Selection of Sandwiches & Alternative Desserts also available today.



## Dance Festival

Wow! What a fantastic time we had at the Dance Festival. The girls were absolutely amazing and performed the best I've ever seen them perform. They behaved brilliantly and really made us proud to have them representing our school. All of the other schools were fantastic and we loved the break dancing workshop we got to participate in at the end. Well done for all of your hard work girls, it really did pay off!



## Had a brush with nits? Switch to a comb

  
NHS  
Blackpool  
Clinical Commissioning Group



Wet combing is the most effective method of treatment for head lice.

Head lice combs come in different shapes and sizes but have finer teeth that are shaped to catch head lice and nits effectively.

### The Facts of lice...

- Head lice and 'nits' aren't the same thing – nits are the empty eggshells which remain in the hair after the lice have hatched.
- Itching isn't the first sign of having head lice – you should carry out detection combing regularly.
- A head lice comb can be used for detection as well as treatment.
- Insecticide shampoos deal with the lice but not the eggs. There's a good chance more lice will hatch after the treatment.
- There's no insecticide needed when you wet comb – that makes it safer for your kids, it's less hassle, easier to do and most importantly – it works!



To wet brush your child's hair:

1. Wash the hair thoroughly with ordinary shampoo and apply plenty of conditioner
2. Yes! The hair has to be wet. Dry lice can scurry away from the comb but will remain still when wet giving you a better chance of catching them in your comb;
3. Use an ordinary, wide toothed comb to straighten and untangle the hair;
4. Once the comb moves freely without dragging start to use your head lice comb;
5. Make sure the teeth of the comb slot into the hair at the roots with the edge of the teeth lightly touching the scalp;
6. Draw the comb down from the roots to the ends of the hair with every stroke, and check the comb for lice each time—remove lice by wiping the comb with tissue paper or rinsing it
7. Work through the hair, section by section, so that the whole head of hair is combed through;
8. Do this at least twice to ensure you haven't missed any areas, until no more lice are found
9. Repeat the process 5 days later just to be sure!



At The National College, our WakeUpWednesday guides empower and equip parents, carers and educators with the confidence and practical skills to be able to have informed and age-appropriate conversations with children about online safety, mental health and wellbeing, and climate change. Formerly delivered by National Online Safety, these guides now address wider topics and themes. For further guides, hints and tips, please visit [nationalcollege.com](https://nationalcollege.com).

# What Parents & Educators Need to Know about SHOPPING PLATFORMS

For people looking to make purchases on their phones, several shopping apps – such as Temu – allow users to buy goods at reduced prices. Others, like Vinted and Depop, let you sell items you no longer want. As internet shopping continues to grow, however, so does the risk of scammers, hackers and breaches of privacy.

## WHAT ARE THE RISKS?

### MISSING ITEMS

Users of Vinted, Depop and Temu have reported not receiving their products despite payment being taken. Users can initially contact the seller to query a missing item, and they have between two and five days (depending on the app) to tell the company what has happened. However, once the money has reached the supposed 'seller', it can be quite difficult to get back.

### SCAMMERS AND PHISHING

Scammers are always on the lookout for unsuspecting buyers or sellers. Common tactics include cancelling shipment of an item once the payment has been processed or asking to conclude the chat and payment outside of the app, where the victim is no longer protected by the buyer protection plan. This should, naturally, be avoided at all costs.

### DATA MISUSE

Apps of all kinds frequently collect our data, often asking for more information than is necessary to set up an account. Data gathered in this way is then usually sold on to third parties for marketing purposes. Lately, certain apps have been under scrutiny for using spyware to track their members' activities – but all too often, the user's consent to this practice has been hidden away in the terms and conditions.

### FAKES OR REPLICAS

It's certainly not unheard of for poor-quality products to be falsely marketed as luxury items, using misleading pictures or clever wording. These disingenuous sales are sometimes outed by suspiciously low price tags, but this isn't always the case. For children and young people especially, there's a risk that the promise of bagging a high-end item for a fraction of its usual price will outweigh any suspicions they may have.

### SLOW REFUNDS

While all apps offer a refund if the product is damaged or doesn't match the description, it can take up to a month to be compensated for this. For many people (especially during a cost-of-living crisis) that can be a long time to be without both the product you bought and the hard-earned cash you spent on it.

### MISLEADING DESCRIPTION

Some people will be able to notice when, say, a product's photo and its description don't seem to match. This isn't a reliable means of picking up on misleading marketing, however – especially not for children and young people, many of whom may not yet realise that such practices even exist. While it's illegal to advertise one thing and sell another, plenty of shady traders use clever wording and omissions to get around this.

## Advice for Parents & Educators

### ALWAYS STAY ON THE APP

It's vital that users pay for any goods through the same app on which they found them, to ensure they are covered by buyer protection. This means users can access support if the item arrives damaged, isn't as described, or doesn't arrive at all – allowing them to seek compensation for the loss. Such regulations can't protect you, however, if you didn't do the deal through the app in question.

### CHECK REVIEWS

Take time to read the reviews and comments left by other users – not just of products, but of sellers and buyers, to ensure they're legitimate and reliable. Before buying an item online, check the reviews for comments about the product's quality, the seller's communication and the delivery time. If you're selling, check the reviews of your buyer for red flags such as frequent requests for refunds or claims of 'missing' items.

### BE WARY OF PHISHING ATTEMPTS

Scammers frequently send messages within these apps to steal personal and financial information from other users. Don't respond to these messages – and under no circumstances should you follow any links they contain. Check for spelling errors, as well as inspecting the name of the sender. Report any suspected phishing emails to the app's help centre – and notify your bank if you think your financial information has been compromised.

### KEEP SAFE AS A SELLER

Sellers can be exploited just as much as buyers. Some users may purchase an item, for example, then pretend it didn't arrive to secure a refund. Always take photos of the shipping label, along with a picture of you posting the item. Send the package's tracking number to the buyer and keep a copy for yourself, letting you investigate any future claims that it never arrived. When taking photos of items you're selling, ensure nothing personal is in the background.

### Meet Our Expert

Dr Claire Sutherland is an online safety consultant at BCyberAware, who has developed and implemented anti-bullying and cyber safety workshops and policies for schools. She has written various academic papers and carried out research for the Australian government comparing internet use and sexting behaviours of young people in the UK, USA and Australia.



Source: See full reference list on guide page at [nationalcollege.com/guides/shopping-apps](https://nationalcollege.com/guides/shopping-apps)





# Mindful Mamas

Join us to meet other mums who are experiencing similar challenges of being a parent. We will be creating a child-free space each week that will ground mothers back into a more peaceful, centered state of being, giving them the power to cope with whatever comes their way.

**Open to all female primary care givers of children aged 0-19 (25 if SEND) who live in Northumberland.**



**Prudhoe Family Hub**

Mondays\* 1pm-2:30pm



**Hexham Family Hub**

Thursdays\* 1pm-2:30pm

**\*Dates vary - Please contact us or see our website for further details**

Our sessions are free for any adult who lives or works in Northumberland. If you'd like to register your interest, email or call us:



**nrc@everyturn.org**



**07866053717**

Find out about our wellbeing support here:



**northumberlandrecoverycollege.co.uk**

## Dates for your Diary - Summer Term



29th April 2024	School Photographer in for individual photographs
Monday 6th May 2024	<b>MAY DAY BANK HOLIDAY</b>
w/c Monday 13th May 2024	Year 6 SATS Week
w/c Monday 13th May 2024	Year 5 Spain Trip
Friday 24th May 2024	<b>HALF TERM</b>
w/c Monday 3rd June 2024	Made in the North East Theme Week
Monday 3rd June 2024	Year 5 Visit to Woodhorn Museum
Tuesday 4th June 2024	Year 2 Visit to Discovery Museum
Tuesday 4th June 2024	Year 4 Train Trip to Haltwhistle
Wednesday 5th June 2024	Year 1 Trip to Newcastle Quayside
Wednesday 5th June 2024	Year 6 Visit to Sunderland Maritime Museum

## Dates for your Diary - Summer Term



Thursday 6th June 2024	Year 3 Visit to Castle Keep in Newcastle
Thursday 6th June 2024	Nissan Visit to talk to Year 4
w/c Monday 10th June 2024	Year 1 Phonic Screen Check Week
Monday 10th June 2024	Class Photographs
w/c Monday 17th June 2024	Year 6 Bee Week Transition Project
Wednesday 19th June 2024	Year 6 Leavers Service at St. Nicholas Cathedral in Newcastle.
Sunday 23rd June 2024 - Thursday 27th June 2024	Year 6 France Trip
Friday 28th June 2024	Armed Forces Day
Wednesday 3rd July 2024	Current Year 6 Parents Evening at Ponteland High School
Thursday 4th July 2024 & Friday 5th July 2024	Year 6 Transition Days at Ponteland High School
Thursday 11th July 2024	The Tempest - Music and Drama Showcase in School Hall (Matinee performance also)
Thursday 18th July 2024	Year 6 Leavers Assembly at 1.30pm in School Hall
Friday 19th July 2024	<b>SUMMER HOLIDAYS</b>