

9th June 2023

Dear Parents / Carers,

It has been back to School with a bang this week with our 'Made in the North East' theme week. Both staff and children have had an exciting time learning about what makes the North East such an amazing place to live and the wealth of history it has. Reflecting on the learning and experiences this week really helps us to understand how our region has shaped us and makes us very proud of both where we live and our heritage!

Classes have been out and about as part of their work on a number of visits. I am really proud of our children and am delighted to tell you that wherever we have been both guides and members of the public have commented on how well behaved and respectful our children have been. Well done everyone!

For Year 6 we have reached their final half term with us and they were able to join with other Church Schools, including Richard Coates Primary, at Newcastle Cathedral for a special Leavers celebration which included a number of prayer space activities where they reflected on their achievements at primary school and their hopes for the future. You can check out pictures from the Cathedral later in the Flyer.

This half term children will be completing their Relationships and Sex Education units of work. What each class will cover can be found Appendix 1 of the [RSE Policy](#). You are welcome to speak to your child's class teacher about this if you wish to.

The children have been working this year on the Pele Trust FLOW Project and their work will be exhibited at Ponteland High School. There will also be a joint Pele Trust Choir performance. Dates are in the 'Dates for the Diary' section.

This is always a busy half term with lots going on so you can keep up to date with what is happening both via the Flyer and the [School Calendar page](#) on the website.

Well done to Year 3 with the best attendance this week of 95.7%.

I hope that you enjoy reading this flyer and that you have a fantastic weekend.

Mr. A. Wheatley,

Headteacher

## Attendance Matters



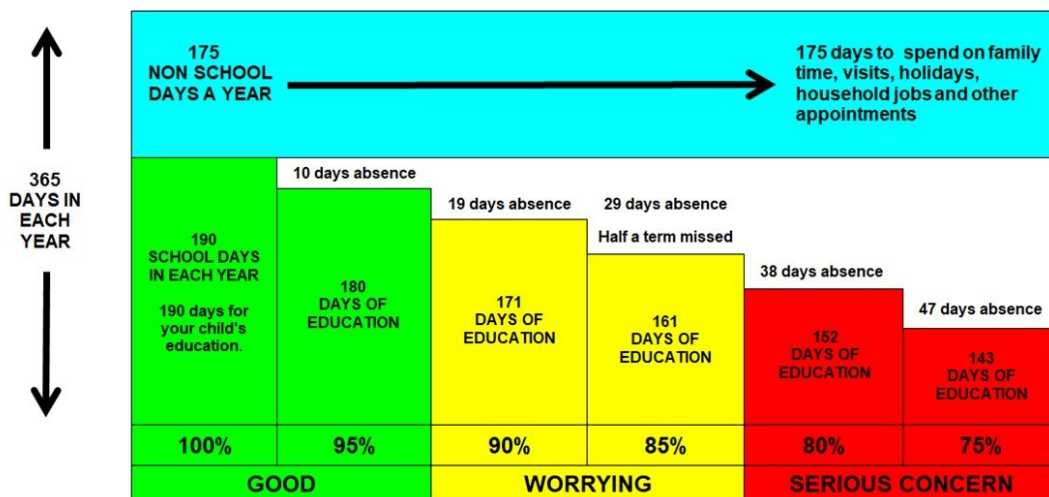
We continue to focus on attendance and punctuality so please remember that our School starts at 8.55am (9am for Nursery) and anyone arriving after this time will be marked as late.

Attendance for this week is summarised below:

Class	Attendance	Class	Attendance
Reception (Owls)	93.8%	Year 3 (Gibside)	95.7%
Year 1 (Wallington)	95.1%	Year 4 (Lindisfarne)	94.4%
Year 2 (Cragside)	89.3%	Year 5 (Bamburgh)	88.4%
		Year 6 (Dunstanburgh)	92.1%

Please see the graphic below which shows the significant impact of absence over time.

Days off School add up to lost learning!



'Whatever you do work at it with all your heart'



As part of 'Made in the North East week', Nursery have been learning all about farming! Our older children had a visit to Whitehouse farm and met a variety of different animals, such as a snake, a guinea pig, a lizard, horses, cows, reindeer's and lambs. We have all been learning the names of different farm animals, what they eat and where you would find them on a farm. What a brilliant week!



PIC COLLAGE

For Made in the North East week, we have been learning about farming. We learned about where our food comes from and that there are many different types of farms.



We learned about the farm animals, created pictures of them and wrote our own, 'What am I?' puzzles. We also learned about different crops that are grown and enjoyed designing our own healthy salad faces, which we are looking forward to making next week.



We had lots of fun playing tractors too, what a busy week!

PIC•COLLAGE

## Bridges over the Tyne with Year 1

We have had a great week in Year 1 for Made in the North East week. We visited the Quayside to look at the bridges and we took lots of photographs of each of the bridges. We have used our photographs to create a collage of some of the bridges to add to our river as part of the flow project. Our final piece will be on display at the flow art exhibition in July.



PIC•COLLAGE

## Making our own Bridges in Year 1

Year 1 children were given a bridge challenge on Friday. In pairs they had to create a bridge using 3 pieces of A4 card and sellotape. Their bridges needed to be at least 10cm tall and 15cm wide and they needed to make their bridges as strong as possible because they needed to support cubes. Once all of the bridges were made we tested them out to see how many cubes they could hold. Our strongest bridge was able to hold 40 cubes! Great teamwork everyone!



## Inventors from the North East with Year 2

Year 2 have had a blast learning about inventors and scientists from the North East this week, in particular; William Armstrong, William Wouldhave, Joseph Swan, Charles and Rachel Parsons and George Stephenson. We have researched facts about local inventors, designed lifeboats, solved our own problem through innovation and particularly enjoyed learning about the 'Big 5' inventors at The Discovery Museum. We even took part in a version of the Rainhill Trials and designed and built our own locomotives powered by air pressure.



## Exploring Castles in Year 3

Year 3 have been exploring castles as part of their Made In The North East Week. We looked at how castles were built and then explored their positioning on a map; we also considered how castles were built strategically to make them effective for protecting the surrounding land. We looked at the symbolism of family crests and designed our own heraldic shields. After collecting all of this castles knowledge, we went for a visit to Newcastle Castle to really become immersed in the rich history of our local region's fortresses.





## Transport in the North East with Year 4


In Year 4 our Made in the North East topic is transport. We have looked at the history of transport and how it has developed over the years, we went out and about in Heddon to gather traffic data and we learned all about George Stephenson and his impact on the development of rail travel.

On Wednesday we were lucky enough to have a visit from Nissan staff who gave us lots of information about how they have developed cars over many years, how their site in Sunderland offers engineering opportunities in the North East and they even challenged the children to design and make their own vehicle using Lego. Linked to this topic we also have our trip to the Victorian Tunnels coming up later this month.




## Coal Mining with Year 5

This week Year 5 have been on a very exciting school trip to Woodhorn Colliery in Ashington. The children loved learning about mining and everyday life during the 1800's. We also took part in an art activity, where we tried to replicate some famous paintings by local Pitmen Painters.



## Shipyards Art in Year 6

Another busy week in Year 6! As part of our Made in the North East week, we have been learning how to sketch shipyard figures in the style of Peter Burns. We have also been out on a trip to the Sunderland Maritime Heritage Museum today - pictures from our trip will be in next week's flyer.



PIC•COLLAGE

## Diocesan Leavers' Service

On Wednesday we also had the pleasure of visiting Newcastle Cathedral, where we had the opportunity to reflect on our time throughout primary school as part of the Leavers' Celebration Event. We thought about our achievements and the challenges we may face during our transition to High School. I was extremely proud of how the children conducted themselves throughout the day, and we received several compliments from the general public. The Year 6 children set a great example for the school.



# Opal Play



It has been lovely to take OPAL Play onto the field this week. We have enjoyed playing with some new equipment and spotting Otto the Otter who has been hiding here, there and everywhere!



PIC • COLLAGE



Thank you to Henry for making this fantastic 'Made in the North East' banner at home. You have really captured the spirit of the North East!

## Car Parking

We have been made aware that there have been some instances of potentially hazardous parking around the Village at pick up and drop off times in the morning. The School has been in contact with the Parish Council and a number of measures to improve the situation on the roads at these times are being explored.

We would ask that when you park, you do so with consideration for our neighbours, other road users and pedestrians. Parking over footpaths can cause an obstruction to people with prams or buggies and can be extremely hazardous for children. I am sure that you agree with us that the safety of the children is paramount.

Should you witness parking or driving which you consider to be dangerous I would advise that you contact the Police.





At National Online Safety we believe in empowering parents, carers and trusted adults with the information they need to hold an informed conversation about online safety with their children, should they feel it is needed. This guide focuses on one platform of many which we believe trusted adults should be aware of. Please visit [www.nationalonlinesafety.com](http://www.nationalonlinesafety.com) for further guides, hints and tips for adults.



# Online Safety Tips For Children



## Do's



## Don'ts

### 1 KEEP YOUR PERSONAL INFORMATION PRIVATE ONLINE

Only share it with people you know like friends and family. Ask a trusted adult, like your teacher or a family member, to help you change your privacy settings so that strangers can't see it.

### 2 SPEAK POLITELY AND BE KIND TO OTHERS WHEN YOU SPEAK TO THEM ONLINE

Treat them like you would treat them in real life and always remember your manners.

### 3 TELL A TRUSTED ADULT IF YOU ARE BEING BULLIED ONLINE

If other another person is sending you nasty messages, a trusted adult will be able to help you collect evidence and report the person to the relevant authorities.

### 4 USE PASSWORDS TO PROTECT YOUR PERSONAL INFORMATION

Ask a trusted adult to help you create a password that you can easily remember but which is hard for other people to guess.

### 5 ALWAYS CHECK WITH A TRUSTED ADULT FIRST BEFORE USING A DEVICE OR DOWNLOADING A NEW APP

This is so that they can check it is safe for you to use and make sure the privacy settings are right.

### 6 TELL A TRUSTED ADULT IF YOU SEE SOMETHING ONLINE WHICH YOU DON'T LIKE

This can include anything that upsets you, makes you feel sad or which you're unsure about.

### 7 USE THE INTERNET TO HAVE FUN AND TO HELP YOU FIND OUT INFORMATION ABOUT THINGS

Remember to ask your trusted adult for help and always use child friendly search engines so that the information you get back is safe.

### 1 ACCEPT FRIEND REQUESTS FROM STRANGERS OR PEOPLE YOU DON'T KNOW

Always tell a trusted adult if somebody you don't know tries to contact you online.

### 2 SPEND TOO MUCH TIME ON YOUR DEVICE

Instead, go out and play with your friends, get some fresh air and try to exercise more. This will help you stay fit and healthy.

### 3 REPLY TO MESSAGES FROM ONLINE BULLIES OR PEOPLE WHO SEND YOU NASTY MESSAGES

The most important thing to do is to tell a trusted adult and then block the person from contacting you.

### 4 COPY PEOPLE'S WORK ONLINE OR PRETEND IT IS YOURS

This is called plagiarism and can get you into a lot of trouble.

### 5 BE MEAN OR NASTY ONLINE

Behave online like you would in real life and don't post anything that can make you look like a bad person. Things that you post online can stay there for a very long time.

### 6 USE YOUR DEVICES CLOSE TO BEDTIME

This will allow your brain to rest so that you can get a good night's sleep, stay focused at school and perform better in class.

### 7 SHARE PERSONAL INFORMATION ON THE INTERNET WITH STRANGERS

Always tell a trusted adult if somebody you don't know asks you for your personal information.



## Dates for your Diary



w/b Monday 12 <sup>th</sup> June 2023	Year 1 Phonic Screen Check Week
w/b Monday 12 <sup>th</sup> June 2023	Bikeability for Year 5 (Children will need to bring their bikes to School for this)
Monday 12 <sup>th</sup> June 2023	Class Photographs
Friday 16 <sup>th</sup> June 2023	FoHS Disco
w/b Monday 19 <sup>th</sup> June 2023	Year 6 Bee Transition Project
Wednesday 21 <sup>st</sup> June 2023	Music and Drama Showcase at 5pm in School Hall
Thursday 22 <sup>nd</sup> June 2023	Year 4 visit to the Victoria Tunnel
Monday 26 <sup>th</sup> June 2023 - Friday 30 <sup>th</sup> June 2023	Year 6 Visit to France
Tuesday 27 <sup>th</sup> June 2023	Year 3 to Dilston Physic Garden
Friday 30 <sup>th</sup> June 2023	Armed Forces Day
Monday 3 <sup>rd</sup> July 2023 – Wednesday 5 <sup>th</sup> July 2023	Bikeability for Reception using Balance Bikes which are provided
Wednesday 5 <sup>th</sup> July 2023 & Thursday 6 <sup>th</sup> July 2023	Year 6 Transition Days to High School
Friday 7 <sup>th</sup> July 2023	French Spelling Bee for Pele Trust Primaries (selected children to attend)
Friday 7 <sup>th</sup> July 2023	10am - RockSteady Concert for parents of children performing.

## Dates for your Diary



Friday 7 <sup>th</sup> July 2023	Archery Session for Year 5
Monday 10 <sup>th</sup> July 2023 (am only)	Newcastle Eagles STEM Event for Year 5 and Year 6
Tuesday 11 <sup>th</sup> July 2023	Year 6 at St. James' Park for Toon Team Day
Wednesday 12 <sup>th</sup> July 2023	Crepe Day for Year 5 and Year 6 to celebrate Bastille Day
Tuesday 11 <sup>th</sup> July 2023	FLOW Project Exhibition at Ponteland High School - 8.30am-6pm
Wednesday 12 <sup>th</sup> July 2023	FLOW Project Exhibition at Ponteland High School - 8.30am-6pm
Thursday 13 <sup>th</sup> July 2023	FLOW Project Exhibition at Ponteland High School 8.30am-6pm including Choir Performance at 6pm followed by refreshments at Ponteland Primary School
Friday 14 <sup>th</sup> July 2023	Sports Day - <i>Further details about timings for each Key Stage will be sent out closer to the time.</i>
Friday 14 <sup>th</sup> July 2023	School Reports go out
Monday 17 <sup>th</sup> July 2023	Moving Up Morning
Monday 17 <sup>th</sup> July 2023	Parents Evening Drop In – 3.30pm-5pm
Wednesday 19 <sup>th</sup> July 2023	Heddon's Got Talent 1pm in School Hall (Children only)
Thursday 20 <sup>th</sup> July 2023	Year 6 Leavers Assembly for Parents – 2pm in School Hall
Friday 21 <sup>st</sup> July 2023	Summer Term Ends